

Force Engineering & Testing

19530 Ramblewood Drive
Humble, Texas 77338
Phone: (281) 540-6603 FAX: (281) 540-9966
Website: www.forceengineeringtesting.com

Product Evaluation Report
ROOFHUGGER

26 Ga. PBR over Roof Hugger Retrofit Framing Systems

Florida Product Approval # 9352.2 R5

Florida Building Code 2020
Per Rule 61G20-3
Method: 1 -D

Category: Structural Components
Subcategory: Roof Deck
Compliance Method: 61G20-3.005(1)(d)
NON HVHZ

Product Manufacturer:

Roofhugger
P.O. Box 1027
Odessa, Florida 33556

Engineer Evaluator:


Johnathan Green, P.E. # 88223
Florida Evaluation ANE ID: 1920

Validator:

Brian Jaks P.E. #70159

Contents:

Evaluation Report Pages 1 – 5




MAR 05 2021

THIS ITEM HAS BEEN
DIGITALLY SIGNED AND
SEALED BY JOHNATHAN
GREEN ON THE DATE
ADJACENT TO THE SEAL.

PRINTED COPIES OF THIS
DOCUMENT ARE NOT
CONSIDERED SIGNED AND
SEALED AND THE
SIGNATURE MUST BE
VERIFIED ON ANY
ELECTRONIC COPIES.

FL# 9352.2 R5



Force Engineering & Testing

19530 Ramblewood Drive
Humble, Texas 77338

Phone: (281) 540-6603 FAX: (281) 540-9966
Website: www.forceengineeringtesting.com

Compliance Statement: The product as described in this report has demonstrated compliance with the Florida Building Code 2020, Sections 1504.3.2, 1504.7.

Product Description: Retro Sub-Purlin Roof System for the purpose of re-roofing over an existing roof without removing existing panels. 26 Ga. PBR roof panel over Roof Hugger over existing PBR roof panel.

Existing Roof Panel: Min. 26 Ga. PBR through fastened panel, 36" wide, 1 1/4" tall major rib at 12" O.C.

Roof Hugger: Standard Model C, Min. 16 Ga., Min. 1.830" tall

Roof Hugger Spacing: 5'-0" O.C., 2'-6" O.C.. For 2'-6" Roof Hugger spacings, 16 Ga. Integral Sub-Rafters at 12" or 24" O.C. are used (See Details).

New Roof Panel: Min. 26 Ga. PBR through fastened roof panel, 36" wide, 1 1/4" tall major rib at 12" O.C. manufacturer by manufacturer MBCI, L.P., a division of NCI, L.P. or approved equal meeting the PBR minimum properties stated below.

Roof System	New Roof Panel	New Roof Panel Fastener Pattern	Roof Hugger Spacing	Integral Sub-Rafters	Existing Roof Panel
1	26 Ga. PBR	12"-12"-12"	5'-0"	NA	26 Ga. PBR
2	26 Ga. PBR	7"-5"-7"-5"-7"	5'-0"	NA	26 Ga. PBR
3	26 Ga. PBR	7"-5"-7"-5"-7"	2'-6"	24" O.C.	26 Ga. PBR
4	26 Ga. PBR	7"-5"-7"-5"-7"	2'-6"	12" O.C.	26 Ga. PBR

Panel Material/Standards: Material: Steel conforming to Florida Building Code 2020 Section 1507.4.3. Paint finish optional.

Existing PBR: Min. 26 Ga. steel, 0.0185" thick

New PBR: Min. 26 Ga. steel, 0.0185" thick

Roof Hugger: Min. 16 Ga. steel, 0.0600" thick

16 Ga. Integral Sub-Rafters: Min. 16 Ga. steel, 0.0600" thick


Corrosion Resistance: Panel Material shall comply with Florida Building Code 2020, Section 1507.4.3.



MAR 05 2021

THIS ITEM HAS BEEN DIGITALLY SIGNED AND SEALED BY JOHNATHAN GREEN ON THE DATE ADJACENT TO THE SEAL.

PRINTED COPIES OF THIS DOCUMENT ARE NOT CONSIDERED SIGNED AND SEALED AND THE SIGNATURE MUST BE VERIFIED ON ANY ELECTRONIC COPIES.



Force Engineering & Testing

19530 Ramblewood Drive
 Humble, Texas 77338
 Phone: (281) 540-6603 FAX: (281) 540-9966
 Website: www.forceengineeringtesting.com

PBR Panel Minimum Properties:

SECTION PROPERTIES								
			NEGATIVE MOMENT			POSITIVE MOMENT		
PANEL	Fy	WEIGHT	lxe	Sxe	Maxo	lxe	Sxe	Maxo
GAUGE	(KSI)	(PSF)	(IN.4/FT.)	(IN.3/FT.)	(KIP-IN.)	(IN.4/FT.)	(IN.3/FT.)	(KIP-IN.)
26 (0.0185")	80	0.94	0.0305	0.051	1.6297	0.0375	0.0376	1.3500

Allowable Design Uplift Pressures:

Roof System	Allowable Design Pressure (psf)	MAXIMUM ALLOWABLE PRESSURES (PSF)		
		Based on Panel Deflections		
		L / 120	L / 180	L / 240
1	40.0	40.0	40.0	38.8
2	65.0	65.0	45.7	33.8
3	110.0	110.0	110.0	110.0
4	140.0	140.0	140.0	116.7

*Design Pressure includes a Safety Factor = 2.0.

Panel Fastener:

Corrosion Resistance: Per Florida Building Code 2020, Section 1507.4.4.

Substrate Description:

Min. 16 Ga. Steel Framing at 5'-0" O.C.. Framing must be designed for additional loads of the new roof panel and Roof Hugger system and in accordance w/ Florida Building Code 2020.

Code Compliance:

The product described herein has demonstrated compliance with The Florida Building Code 2020, Section 1504.3.2, 1504.7.

Evaluation Report Scope:


The product evaluation is limited to compliance with the structural wind load requirements of the Florida Building Code 2020, as relates to Rule 61G20-3.



MAR 05 2021

THIS ITEM HAS BEEN DIGITALLY SIGNED AND SEALED BY JOHNATHAN GREEN ON THE DATE ADJACENT TO THE SEAL.

PRINTED COPIES OF THIS DOCUMENT ARE NOT CONSIDERED SIGNED AND SEALED AND THE SIGNATURE MUST BE VERIFIED ON ANY ELECTRONIC COPIES.



Force Engineering & Testing

19530 Ramblewood Drive
Humble, Texas 77338

Phone: (281) 540-6603 FAX: (281) 540-9966
Website: www.forceengineeringtesting.com

Performance Standards:

The product described herein has demonstrated compliance with:

- ASTM E 1592-05(2012) Test method for structural performance of sheet metal roof and siding systems by uniform static air pressure difference.
- FM 4471-92 - Foot Traffic Resistance Test.

Reference Data:

1. ASTM E 1592-01
Force Engineering & Testing, Inc. (FBC Organization # TST-5328)
Report No. 193-0376T-07 Dated 01/05/2008
2. FM 4471-95, Section 5.4 Foot Traffic Resistance Test
FM Approvals, LLC
Report No. 3005245, Dated 07/24/2000
3. Certificate of Independence
By Johnathan Green, P.E. (No. 88223) @ Force Engineering & Testing. (FBC Organization # ANE ID: 1920)

Test Standard Equivalency:

The ASTM E 1592-01 test standard is equivalent to the ASTM E 1592-05 (2012) test standard.

The FM 4471-95, Foot Traffic Resistance test standard is equivalent to the FM 4471-92, Foot Traffic Resistance test standard.

Quality Assurance Entity:

The manufacturer has established compliance of roof panel products in accordance with the Florida Building Code and Rule 61G20-3.005 (3) for manufacturing under a quality assurance program audited by an approved quality assurance entity.




MAR 05 2021

THIS ITEM HAS BEEN
DIGITALLY SIGNED AND
SEALED BY JOHNATHAN
GREEN ON THE DATE
ADJACENT TO THE SEAL.

PRINTED COPIES OF THIS
DOCUMENT ARE NOT
CONSIDERED SIGNED AND
SEALED AND THE
SIGNATURE MUST BE
VERIFIED ON ANY
ELECTRONIC COPIES.

FL# 9352.2 R5




Force Engineering & Testing

19530 Ramblewood Drive
Humble, Texas 77338

Phone: (281) 540-6603 FAX: (281) 540-9966
Website: www.forceengineeringtesting.com

- Minimum Slope Range:** Minimum Slope shall comply with Florida Building Code 2020, including Section 1507.4.2 and in accordance with Manufacturers recommendations.
- Installation:** Install per manufacturer's recommended details.
- Insulation:** Manufacturer's approved product (Optional)
- Roof Panel Fire Classification:** Fire classification is not part of this evaluation.
- Shear Diaphragm:** Shear diaphragm values are outside the scope of this report.
- Design Procedure:** Based on the dimensions of the structure, appropriate wind loads are determined using Chapter 16 of the Florida Building Code 2020 for roof cladding wind loads. These component wind loads for roof cladding are compared to the allowable pressure listed above. The design professional shall select the appropriate erection details to reference in his drawings for proper fastener attachment to his structure and analyze the panel fasteners for pullout. Support framing must be in compliance with Florida Building Code 2020 Chapter 22 for steel, and Chapter 16 for structural loading.




MAR 05 2021

THIS ITEM HAS BEEN
DIGITALLY SIGNED AND
SEALED BY JOHNATHAN
GREEN ON THE DATE
ADJACENT TO THE SEAL.

PRINTED COPIES OF THIS
DOCUMENT ARE NOT
CONSIDERED SIGNED AND
SEALED AND THE
SIGNATURE MUST BE
VERIFIED ON ANY
ELECTRONIC COPIES.

FL# 9352.2 R5

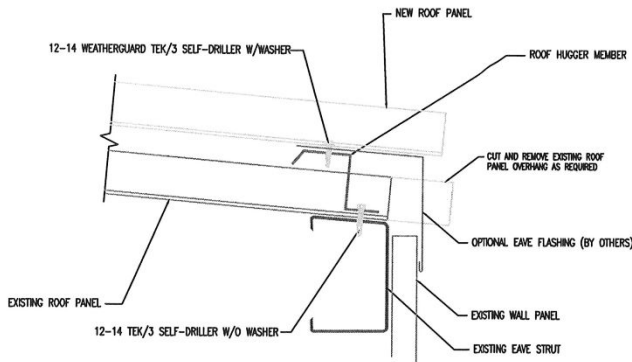


Force Engineering & Testing

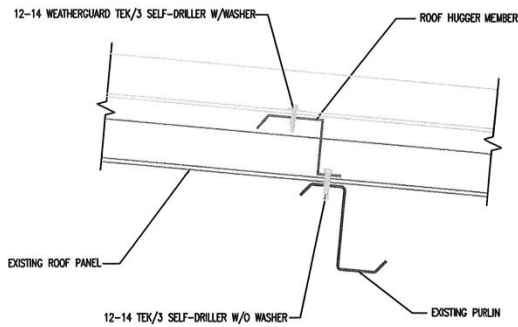
19530 Ramblewood Drive
Humble, Texas 77338

Phone: (281) 540-6603 FAX: (281) 540-9966
Website: www.forceengineeringtesting.com

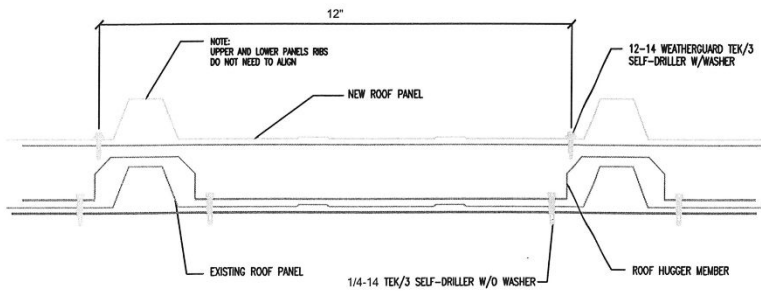
**ROOF HUGGER
INSTALLATION GUIDE
-SYSTEM 1-**



CONNECTION AT EAVE




CONNECTION AT PURLIN




CROSS SECTION

THIS ITEM HAS BEEN DIGITALLY SIGNED AND SEALED BY JOHNATHAN GREEN ON THE DATE ADJACENT TO THE SEAL. PRINTED COPIES OF THIS DOCUMENT ARE NOT CONSIDERED SIGNED AND SEALED AND THE SIGNATURE MUST BE VERIFIED ON ANY ELECTRONIC COPIES.



MAR 05 2021

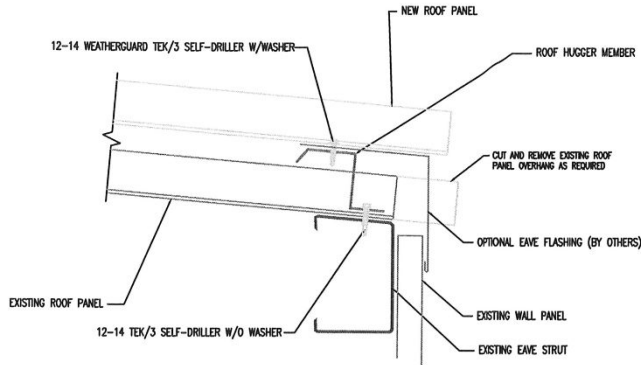


Force Engineering & Testing

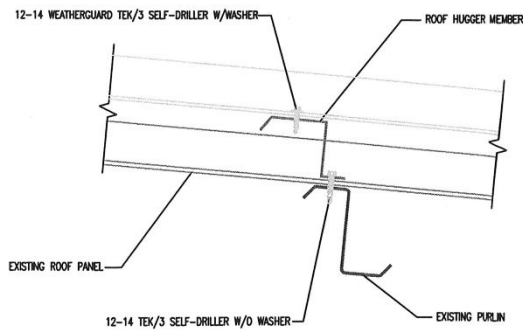
19530 Ramblewood Drive
Humble, Texas 77338

Phone: (281) 540-6603 FAX: (281) 540-9966
Website: www.forceengineeringtesting.com

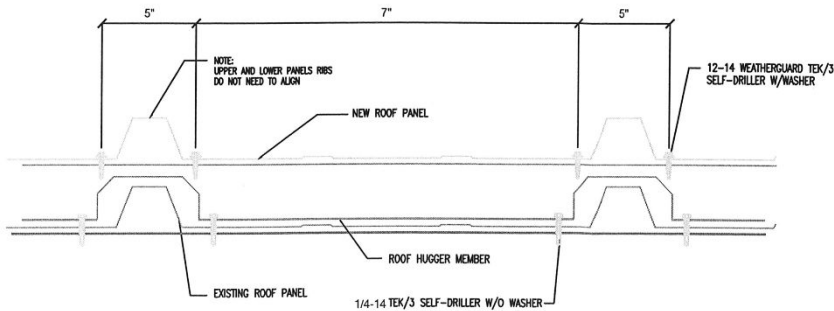
**ROOF HUGGER
INSTALLATION GUIDE
-SYSTEM 2-**



CONNECTION AT EAVE




CONNECTION AT PURLIN




CROSS SECTION

THIS ITEM HAS BEEN DIGITALLY SIGNED AND SEALED BY JOHNATHAN GREEN ON THE DATE ADJACENT TO THE SEAL.
PRINTED COPIES OF THIS DOCUMENT ARE NOT CONSIDERED SIGNED AND SEALED AND THE SIGNATURE MUST BE VERIFIED ON ANY ELECTRONIC COPIES.



MAR 05 2021

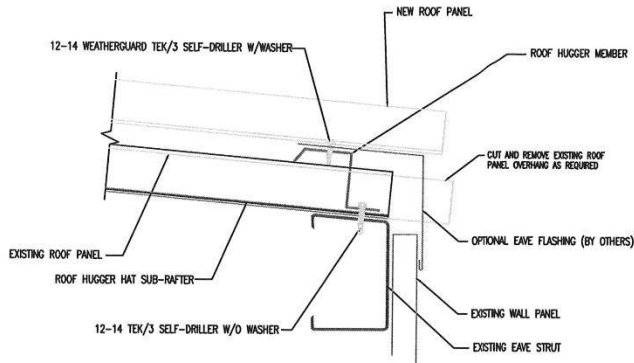


Force Engineering & Testing

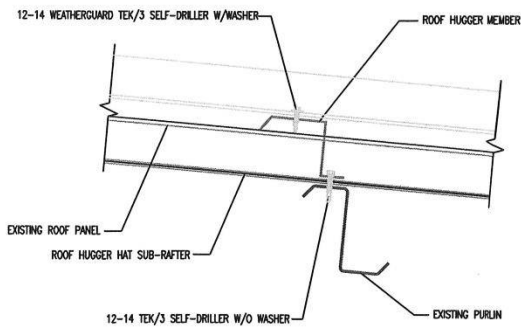
19530 Ramblewood Drive
Humble, Texas 77338

Phone: (281) 540-6603 FAX: (281) 540-9966
Website: www.forceengineeringtesting.com

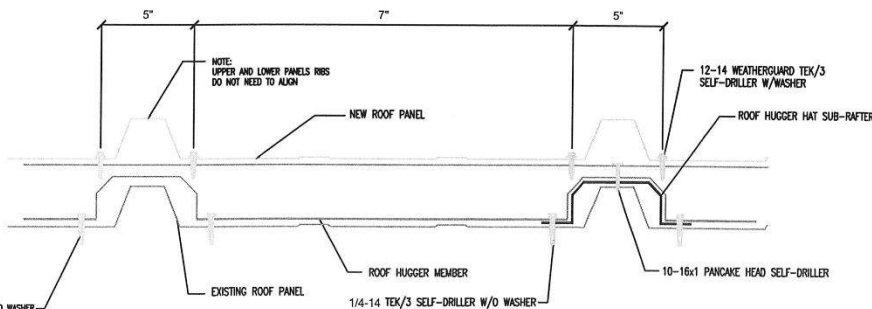
ROOF HUGGER INSTALLATION GUIDE -SYSTEM 3-



CONNECTION AT EAVE




CONNECTION AT PURLIN




CROSS SECTION-MEMBER BETWEEN PURLINS

THIS ITEM HAS BEEN DIGITALLY SIGNED AND SEALED BY JOHNATHAN GREEN ON THE DATE ADJACENT TO THE SEAL.

PRINTED COPIES OF THIS DOCUMENT ARE NOT CONSIDERED SIGNED AND SEALED AND THE SIGNATURE MUST BE VERIFIED ON ANY ELECTRONIC COPIES.



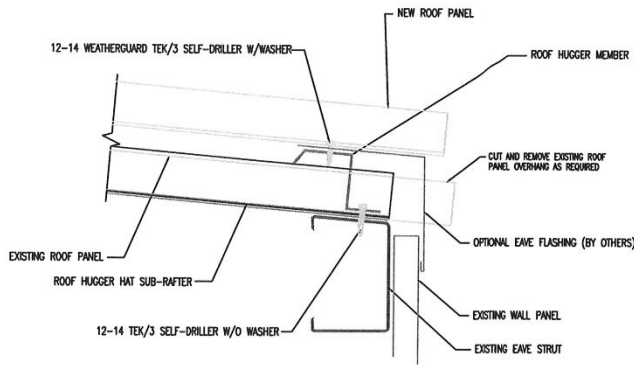
MAR 05 2021



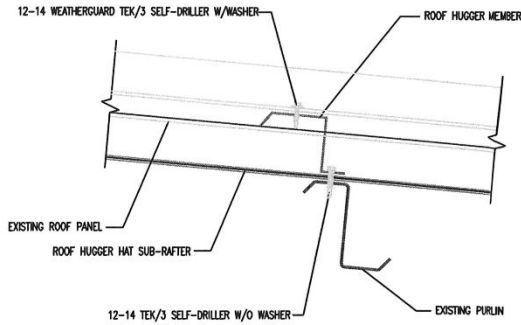
Force Engineering & Testing

19530 Ramblewood Drive
 Humble, Texas 77338
 Phone: (281) 540-6603 FAX: (281) 540-9966
 Website: www.forceengineeringtesting.com

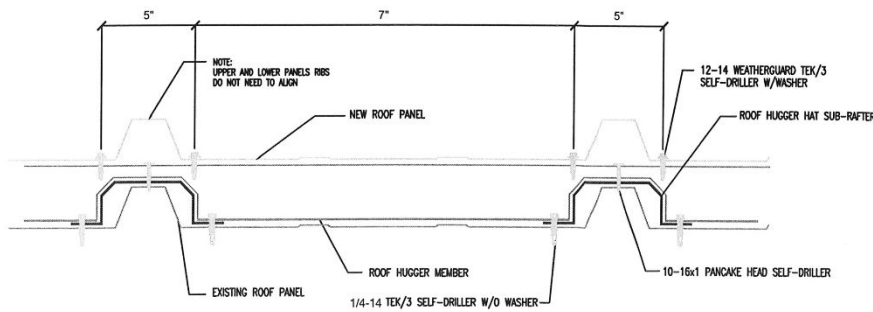
**ROOF HUGGER
 INSTALLATION GUIDE
 -SYSTEM 4-**



CONNECTION AT EAVE




CONNECTION AT PURLIN




CROSS SECTION-MEMBER BETWEEN PURLINS

THIS ITEM HAS BEEN DIGITALLY SIGNED AND SEALED BY JOHNATHAN GREEN ON THE DATE ADJACENT TO THE SEAL.
 PRINTED COPIES OF THIS DOCUMENT ARE NOT CONSIDERED SIGNED AND SEALED AND THE SIGNATURE MUST BE VERIFIED ON ANY ELECTRONIC COPIES.



MAR 05 2021




Force Engineering & Testing

19530 Ramblewood Drive
Humble, Texas 77338

Phone: (281) 540-6603 FAX: (281) 540-9966
Website: www.forceengineeringtesting.com

"TYPICAL"
"PBR" PANEL




SUBJECT TO CHANGE WITHOUT NOTICE

SEE www.mbci.com FOR CURRENT INFORMATION

EFFECTIVE DECEMBER 16, 2002

CI-5



MAR 05 2021

THIS ITEM HAS BEEN
DIGITALLY SIGNED AND
SEALED BY JOHNATHAN
GREEN ON THE DATE
ADJACENT TO THE SEAL.

PRINTED COPIES OF THIS
DOCUMENT ARE NOT
CONSIDERED SIGNED AND
SEALED AND THE
SIGNATURE MUST BE
VERIFIED ON ANY
ELECTRONIC COPIES.

FL# 9352.2 R5